



Basics of Apple Device Management

FOR SMALL AND
MEDIUM BUSINESSES



With a renewed focus on mobile devices in the work environment, Apple has become the device of choice in small and medium businesses.

From the first iteration of the Mac to the release of the latest iPhone, Apple has a storied history of being consumers' brand of choice. Businesses of all sizes recognize the value of enabling their employees to do work on the devices they're already familiar with.



Whether you're a mobile device management (MDM) rookie about to dive in for the first time or a seasoned IT pro just looking for a refresher on Apple management, this guide is a valuable overview of the power of MDM.



**Mobile Device
Management 101**




**Leveraging Apple
Business Services**



**Complete Device
Management**



**Beyond the
Building Blocks**



**Next
Steps**



Mobile Device Management 101

If you're reading this, you probably have or are considering Apple hardware for your business. If this is your first time dipping into the world of Apple devices, you're in for a real treat. On the other hand, if you've been using Apple in your organization for years, you know exactly how effective and beneficial it can be to empower employees with the technology they feel most comfortable working with in other areas of their lives.

What is MDM?

Apple devices have long been the gold standard for easy-to-use hardware and software. But even Apple devices can be time intensive to deploy if you're manually configuring, managing and securing every device in your organization.

That's where an MDM solution comes in. An MDM tool like **Jamf Now** gives you access to a number of workflows that help make device management more efficient than ever.



Configurations

Configurations are at the core of mobile device management. With the power to specify settings and tell a device how to (and how not to) function, configurations are the most powerful way to prescribe apps, set minimum security standards and even disable built-in functionality like iTunes and Safari.



Commands

Organizational device management demands the flexibility to dynamically change your environment over time. With the ability to remotely send commands to locate, lock, wipe and even update a device's operating system, commands empower you to address new concerns in real time.



Leveraging Apple Business Services

With the increase in Apple adoption in small and medium business, companies began to seek out best practices for deploying Apple hardware at scale. It's one thing to manage one or two devices at home, but quite another to try to efficiently manage 5, 10 or 100+ devices in a business setting.

That's where Apple services and programs come into play. Apple empowers small- and medium-sized organizations to take control of all aspects of their device deployment with a number of free programs.



Zero-touch deployments

Apple's automated enrollment system allows organizations of any size to pre-configure devices purchased from Apple or an authorized Apple reseller without ever having to touch the device. By leveraging the power of zero-touch deployments, you no longer need to be the only person receiving, unboxing and configuring new hardware. Instead, you can ship new devices directly to individual employees – no matter if they are in the office, in the field or across the world – and let them unbox it. Apple will take care of the rest. The first time the device is turned on, it will automatically reach out to Apple and Jamf Now and pull down relevant configurations, settings and management.



Apple IDs

Anyone who wants to take advantage of Apple's products and services will create an Apple ID, the centralized account that grants access to things like iTunes, the App Store, iCloud and iMessage. Depending on the needs of your organization, your end users can use their own Apple ID or can choose to not use an Apple ID at all.



Apps and Books

With Apple's business-centric purchasing system, organizations can centrally manage all the applications from iTunes and the App Store that they need to make their business run. This is all thanks to Apple's unique way of acquiring applications via license (rather than individual downloads). Whether the app is free or paid, you can acquire as many licenses as you need, distribute them to employees and even reassign those licenses as needed.

Small and medium businesses that utilize Apps and Books (previously Apple's Volume Purchase Program) are able to leverage process improvements and cost savings. On one hand, Apple enables you to centrally manage and push vital applications that your employees need to get business done. You no longer need to hope that they download the correct application from the wider app market. On the other hand, employers that use paid applications — like per-license accounting software — are able to make all of their purchases from a single centralized account. This eliminates the pain of expensing and reimbursing each individual purchase and gives the Jamf Now admin the ability to instantly purchase more licenses for any given product.



Complete Device Management

More than just enabling app deployment or purchasing programs, MDM brings real value to the entire lifecycle of your devices. Whether you're deploying iOS, iPadOS, macOS or tvOS, an MDM solution gives you quick access to important device data throughout its provisioning and life.

1 Deployment

Get Apple devices into the hands of end users quickly and efficiently.

2 Configuration

Apply the settings that your users need to succeed.

3 App management

Fuel your business with the software and applications that employees trust and your industry needs.

4 Inventory

Report on the current statuses of your devices and effectively plan for hardware refresh cycles in the future.

5 Security

Rest easy knowing you've taken steps to secure company hardware and sensitive customer data against loss and theft.



Deployment

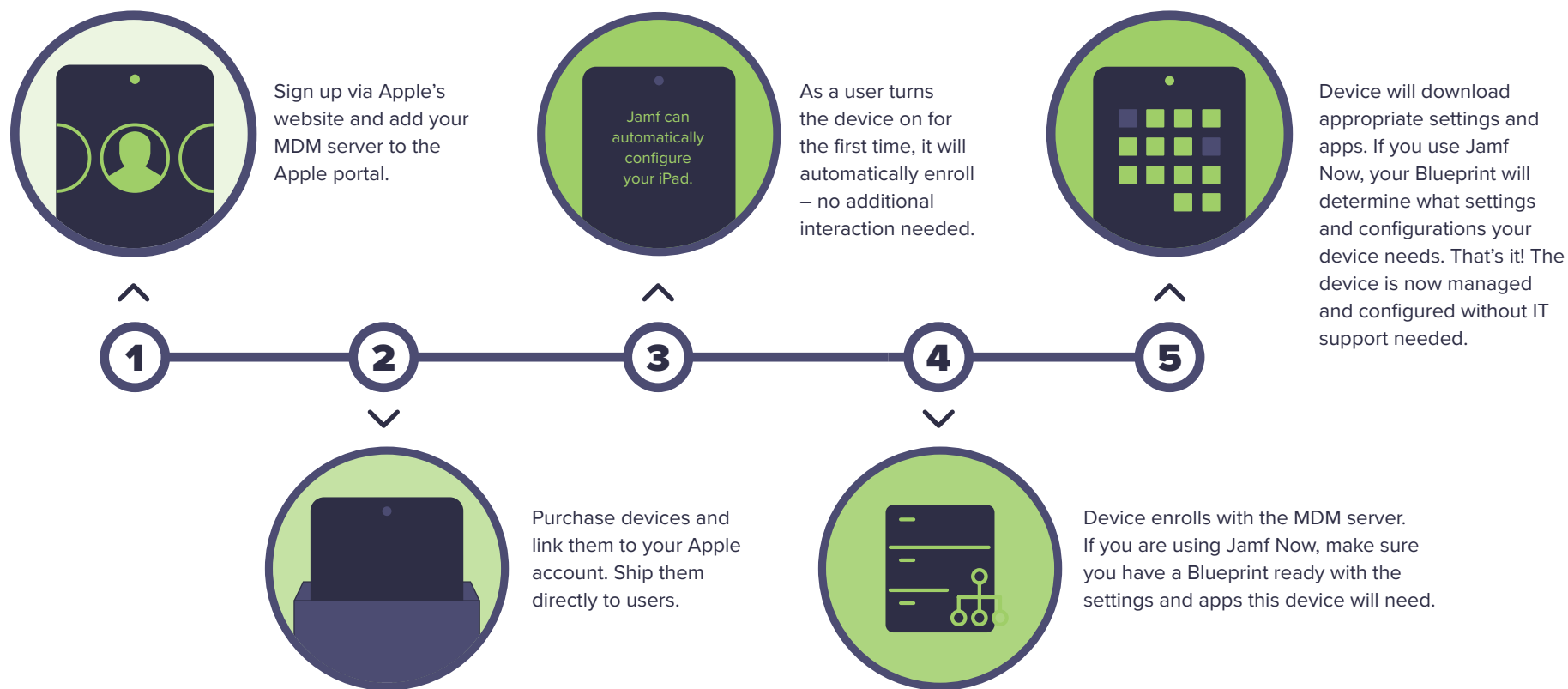
Before configuring devices for end users, devices must be enrolled into management within an MDM solution.

There are several enrollment methods available, but the two highlighted below are recommended for organizations looking for a streamlined and positive end-user experience:

	Description	User Experience	Supervision (iOS and iPadOS only)	Best used for
Apple Business Manager	Automatic wireless enrollment over the air	User receives a still-in-the-box Apple device that will automatically configure when first powered on	Yes	<ul style="list-style-type: none">• Companies that want zero-touch deployment• Company-owned devices• Streamlining the onboarding process• Shipping new devices directly to employees• Giving users that new Apple device experience
Open Enrollment	Manually enroll wirelessly	Administrator opens an enrollment portal and sends the URL to the user to enroll their devices	No	<ul style="list-style-type: none">• Employee-owned devices• Only supports enrollment, the lower form of management with Jamf Now
Apple Configurator (iOS and iPadOS only)	Enrollment of existing devices in Apple via a Mac app and a USB cable	Administrator handles device setup, then hands enrolled devices to user	Yes	Existing Apple devices that were not purchased through an Apple program



Zero-touch deployment





Configuration

When it comes to configuring Apple devices, MDM makes it easy to tell devices how to function to best serve your business needs. You can tailor the behavior and functionality of a single device, group of devices or all devices in your ecosystem, all with just a few clicks.

Don't know where to start? Check out the deployment guides and support documentation in the [Jamf Now Help Center](#).




Blueprints

These recipe cards are the core of how Jamf Now enables you to tell devices how (and how not) to function. Group devices, assign apps and set up security settings all within Blueprints.



Apps

From free productivity tools to paid business support apps, any app found in the App Store and the B2B App Store can be linked to your Jamf Now account. Once linked, assign and deploy them automatically over the air in the Blueprints menu.



Restrictions

Sometimes it makes sense to reduce the number of features and apps available to your users. Restrictions are an easy way to turn off core functionality – like Messenger or Safari – and protect against accidental wipes by disabling that button from the device's Settings app.



Single App Mode

In some cases, a single application is all you need to accomplish a critical task. Single App Mode enables you to lock iOS, iPadOS, or tvOS devices into a single application. Retail stores, trade shows and lobbies are all popular use cases for this feature. Find and configure Single App Mode inside each Blueprint.



3

App management


Apple devices are wildly popular among consumers because of the native communication, learning and productivity tools available right out of the box, but also the rich library of apps in the App Store, which are what set the Apple ecosystem apart. With a device management solution in place to manage your app deployments, you ensure users have the apps they need — configured for their use case and secured for your environment.

Here's what's possible:



App Distribution

Enroll with Apple's Volume Purchasing, part of Apple Business Manager, to buy apps and distribute them over the air — no Apple ID required. Reclaim and reassign apps to new employees, keeping your investment working for you.



Single App Mode

Single App Mode lets you focus a device for a specific purpose. Lock your supervised iOS, iPadOS or tvOS device into a single app to focus the device for a specific need such as for point-of-sale or a kiosk in retail locations.



Blueprints

Start with a Blueprint to customize a group of devices, deploying specific apps, restrictions and settings as you see fit. Set up additional Blueprints to support other devices with different needs.





Deploy apps with Jamf Now and Apple Business Manager






Inventory

Whether you're currently tracking hardware assets in a spreadsheet or aren't tracking them at all, moving your inventory management inside an MDM solution gathers all the relevant information you need in one central place.

Some examples include:



Hardware Details

- Device Type
- Device Model
- Device Name
- Serial Number
- Asset Number (optional)



Management Details

- Managed Status
- Supervised Status
- Enrollment Method
- Security Status
- [Teammates](#) Active (Jamf Now)



Software Details

- OS Version
- Installed Apps
- Total Storage Capacity
- Available Capacity



Additional Details

- Settings Configurations
- APNs Integration
- Auto-Enroll Integration
- Export .csv Available





Security

Device security continues to take on new importance as employees rely on a greater number of devices to support business operations. Where an employee had previously relied on a single iPhone to carry them through a day, they might now carry an iPhone for company email, an iPad for sales documentation and also have a Mac at their desk.

Coupled with an MDM solution, you can help ensure your devices are secure:

iOS and iPadOS security features



Software Updates



App Store



Touch ID



Supervision



Passcode Requirement



Remote Lock & Wipe

macOS security features



Software Updates



App Store



FileVault 2 Encryption



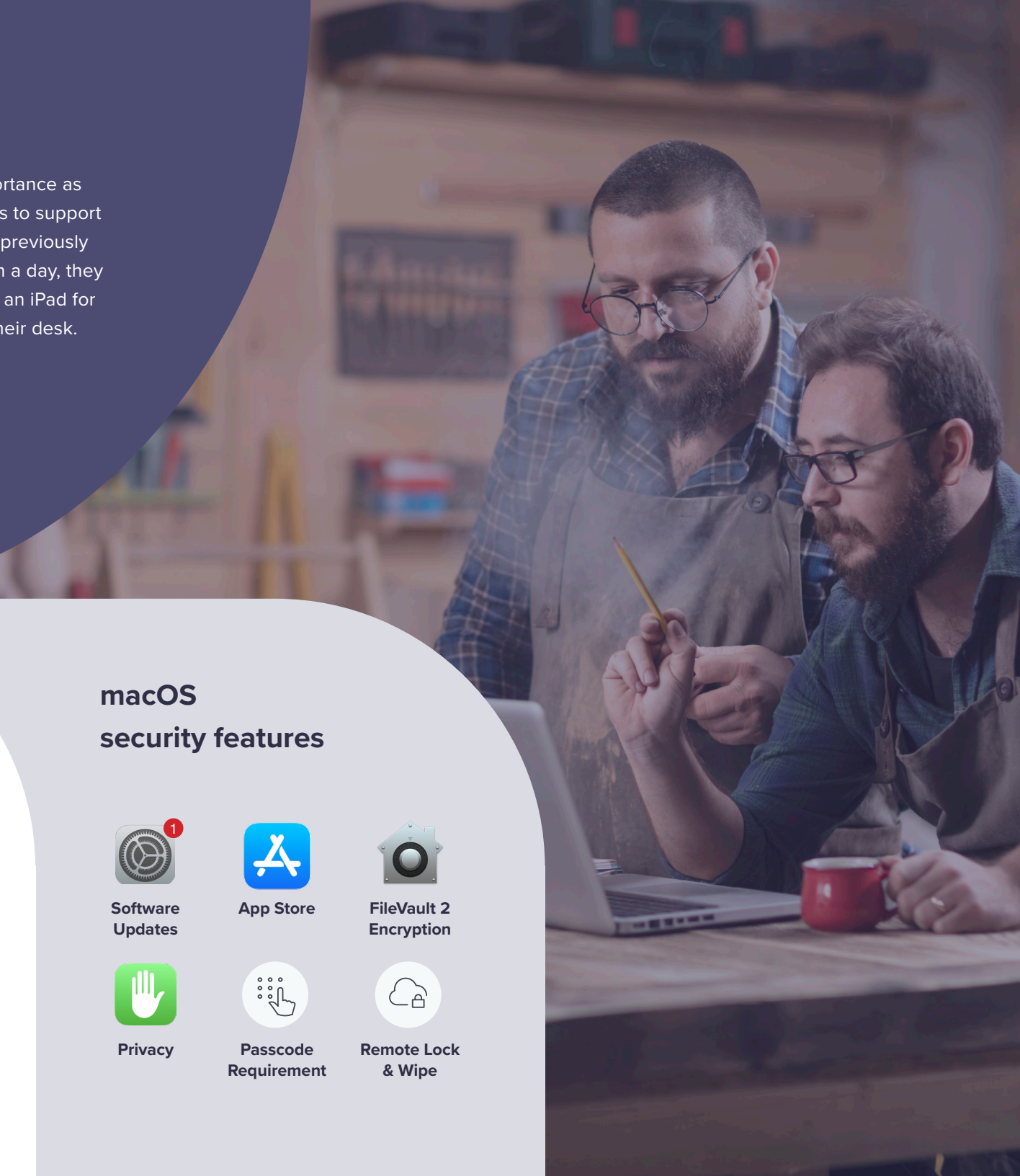
Privacy



Passcode Requirement



Remote Lock & Wipe





5 ways to boost your iOS, iPadOS and macOS security



Get familiar with Lost Mode (iOS and iPadOS only)

It's the stuff of nightmares: A team member reports that they misplaced a device that has access to your customer database, sensitive patient data or financials. Thankfully, an MDM tool like [Jamf Now will allow you to engage Lost Mode](#) for iOS and iPadOS devices, remotely locking down a misplaced or stolen device. Lost Mode will disable the device, display a custom lock screen message and send the last known location to your administrator.



Stay on the cutting edge of iOS, iPadOS and macOS

Apple continually sets the standard of hardware support by investing each year in new versions of their iOS, iPadOS and macOS operating systems. New OS versions bring new features and deep security updates to you and your team. Make sure that the whole organization is on the cutting edge by using an MDM tool to monitor which operating system version your users are running. Then update to the latest version if you find any that are still running outdated software.



Enforce encryption on your devices

There are few easier ways to step up your security game than to enforce encryption on your devices with Jamf Now. Protect sensitive business data with encryption on your devices for macOS, iOS and iPadOS.



Enforce password best practices

We all know someone that still walks around without a password set on their device. Whether it's "swipe to unlock" without any password set at all, not enforcing any kind of password standard exposes an organization to unnecessary risk. Leverage an MDM tool to make sure that everyone is using a password on devices that interact with business applications and data. Take it to the next level by enforcing a password that is alphanumeric, of a certain complexity and at least a certain number of characters.



Dynamically change device configuration

With more employees comes a need to have more granular oversight of which applications and settings employees are using. Don't wait for individual employees to update applications and device settings when they change teams or leave the company. Instead, make those changes instantly with the power of an MDM tool. Most MDM platforms have profiles that allow you to quickly swap out apps and access or remove a device entirely.



Beyond the building blocks

The foundations of mobile device management enable admins to succeed in the MDM goals necessary for businesses to use Apple devices. However, many organizations find they have a need or desire to go beyond those components — deployment, configuration, app management, inventory, native security.

Jamf Now also has a unique set of capabilities for managing, securing and empowering your workforce, all within Jamf Now's easy-to-use, intuitive platform:



Malware prevention

Go beyond native security and prevent malicious software and threats from running on Mac devices with Malware Prevention, powered by Jamf Protect.



Password sync

Keep Mac passwords in sync with cloud credentials for a single identity across everything users need to be productive and enforced password policies, powered by Jamf Connect.



Self Service

Employees can help themselves with instant access to approved App Store and third-party apps with this on-demand Mac App catalog, powered by Jamf Self Service.



Custom applications

With custom app deployment, you're able to deploy and manage any in-house or third-party iPad and iPhone app your team needs.



Custom profiles

Go beyond what Jamf Now Blueprints offer and create the perfect, customized profile for your users, without sacrificing the simplicity of Jamf Now Blueprints.



macOS package deployment

Take Mac management to new heights and deploy an app not listed in the Mac App Store with your own macOS package.